

388 Vandal and Weather resistant station

The 388 vandal and weather resistant intercom station, as part of the 2600/3000 Intercom system, is available with a number of options to accommodate a wide range of applications.

**Flush mount station
with camera option**



**Flush mount station
without camera**



**Surface mount station
with camera**



Main features:

- Surface or flush mount
- One, two or three vandal resistant buttons
- Built-in electret microphone with AGC
- 2W Speaker
- In call LED
- Frontplate available in anodised aluminium or stainless steel
- Power supplied from central
- One CAT5 cable for Intercom, camera power and video transmission

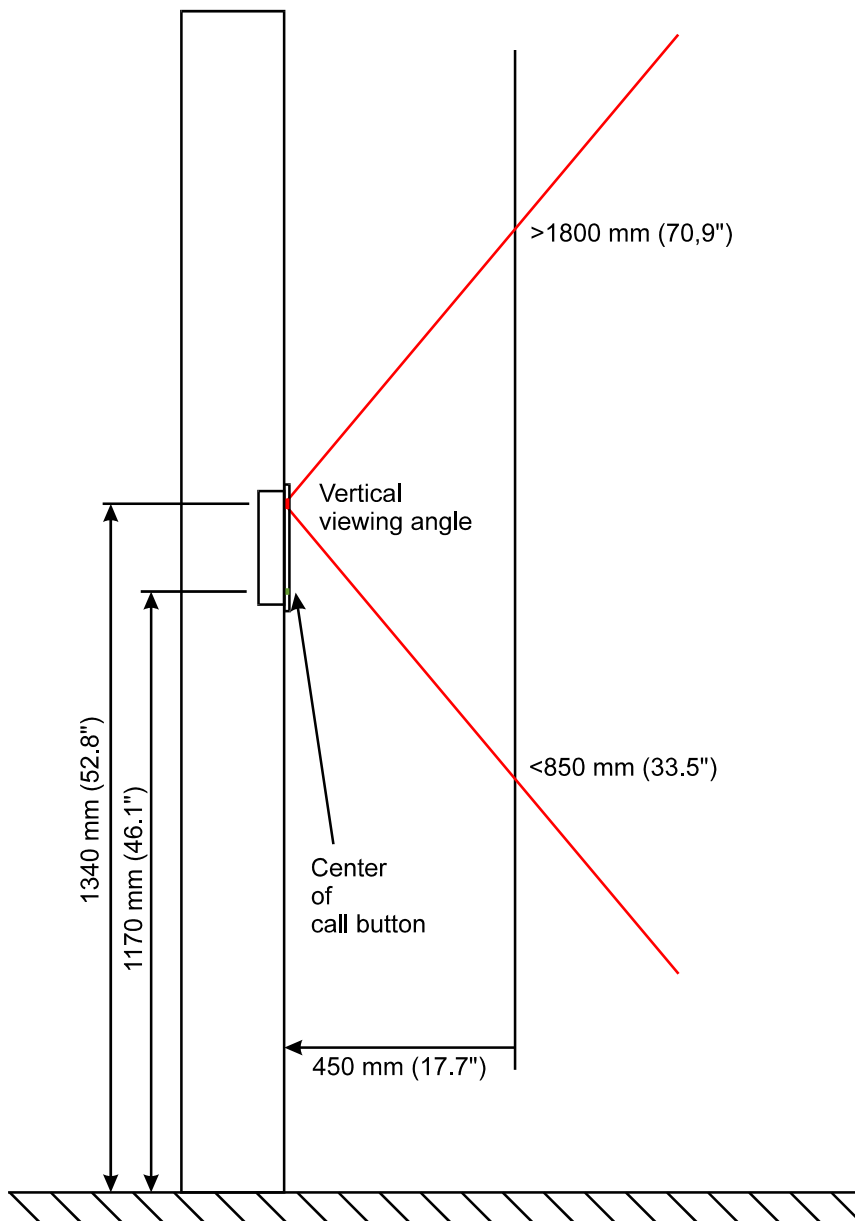
Optional

- Two potential free relay switchover contacts (1A @ 30VDC)
- Interface to Hearing Aid amplifier
- Camera
- Video signal over twisted pair
- Regulator for central camera power



Camera option

The camera option provides a camera with a wide angle lens. When installed at the correct height it is capable of showing a person's head in a wheelchair as well as the head of a person standing in front of the station as outlined below.



Camera Specification

1/3" CCD

2.1 Lens

480 TV Lines

Minimum illumination 0.01 Lux

Video signal 1VPP @ 75 Ohms

Power requirement 100mA @12VDC




Ordering information

388xxx---	Intercom station 4-wire analogue connection (1000m, 400m with color video over twisted pair)
---	C = with Camera, video over twisted pair, power regulator
---	O = with 2 switchover relay contact outputs (1A @ 30VDC)
---	H = with interface to Hearing Aid amplifier (balanced)
---	1 = One button
---	2 = Two buttons
---	3 = Three buttons
---	M = Surface mount
---	F = Flush mount
---	P = Backpanel
---	S = Stainless steel
---	A = Aluminium
---	B = Backpanel



Dimensions



Depth without recess box 42mm (1.65")

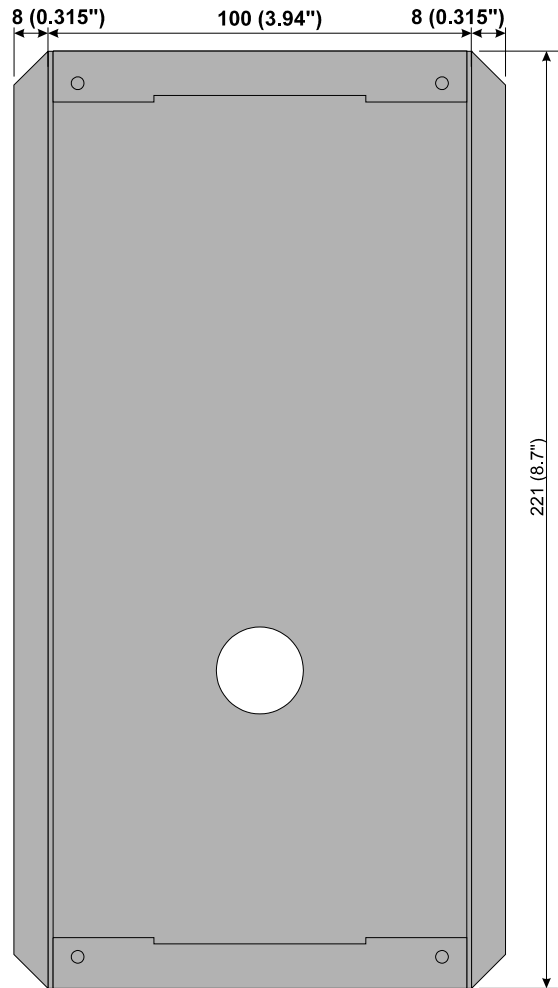


Depth 45mm (1.77")



x88RB-CA Recessed wall box

The recess box is manufactured from 1.2mm mild steel and designed to be cemented into the wall. The box is 100mm (3.04") wide with 8mm (0.315") flaps on each side to retain in the wall. It has three cable entry holes – top, bottom and back.



Depth 43.5mm (1.7")